





STANDARDS	ACTIVITY	HOME EXTENSION
<p>VI. Scientific Inquiry A. SCIENTIFIC INQUIRY THROUGH EXPLORATION AND DISCOVERY 1. Uses senses to explore and understand their social and physical environment Benchmark a. Begins to identify each of the five senses and how they relate to the sense organs Benchmark b. Uses senses to observe and experience objects and environment</p> 	<p>At circle we will be reading the book Pumpkin Jack, by Will Hubbell. After we will open the inside of a mini pumpkin to use our senses of touch, smell, sound, and sight to explore the pumpkin. Then we will place the pumpkin in a sealed container with soil and use our sense of sight to watch the rotting process of the pumpkin and see if we can get the pumpkin to regrow in the container from it's seeds in the spring.</p>	<p>During this fall season while carving pumpkins with your child take the time to point out how they explore the pumpkin with their senses. You can even add the sense of taste by baking the pumpkin seeds and finding recipes to make WITH your child using the insides of the pumpkin.</p> 
<p>I. Physical Development B. MOTOR DEVELOPMENT C. Fine Motor Development 2. Increasingly coordinates hand and eye movements to perform a variety of actions with increasing precision Benchmark a. Uses hand-eye coordination to manipulate objects and materials (e.g., completing large-piece puzzles or threading beads with large holes, begins to use scissors)</p>	<p>At circle to teach the children a new self-help skill, we will be teaching them how to put on their own jackets and how to button and zip them, preparing them for the cooler weather to come, while building their fine motor skills and building finger strength in the process.</p>	 <p>While at home, teach your child how to put on their own jackets and let them practice zipping and buttoning them on their own.</p>
<p>VI. Scientific Inquiry A. SCIENTIFIC INQUIRY THROUGH EXPLORATION AND DISCOVERY 1. Uses senses to explore and understand their social and physical environment Benchmark a. Begins to identify each of the five senses and how they relate to the sense organs Benchmark b. Uses senses to observe and experience objects and environment</p>	<p>At afternoon snack we will be giving each of the children a small handful of pop rocks to let them explore how they feel, taste, what they look like, smell and sound like. Then we will talk about how we use our senses to explore the world around us.</p> 	<p>Pick an edible play dough recipe or two https://www.oxo.com/blog/cooking-with-kids/make-own-edible-play-dough to create with your child. Add different extracts to give them different scents and flavors and food coloring to make different colors. Encourage your child to use their senses while playing with the play dough</p>