






STANDARDS	ACTIVITY	HOME EXTENSION
<p>Faith Formation- PK.KF.R.1 Begin to understand that God created the world because he loves us. Say the word God. Identify God as the one who made me and loves me. PK.KF.R.2 Begin to understand that God created me, others, and all I see</p>	<p>Talk about on how on the 3rd day of creation, God created the land, plants, and trees. For art let the children cut slits around the outside of a small paper plate to create a flower, let them paint it any color they like and glue seeds in the middle to create their flowers.</p>	 <p>Take your child for a walk around your neighborhood to observe the land, plants, and trees that God created.</p>
<p>V. Mathematical Thinking E. SPATIAL RELATIONS</p> <ol style="list-style-type: none"> 1. Demonstrates an understanding of basic spatial directions through songs, finger plays and games 2. Demonstrates directionality, order and position of objects by following simple directions 	<p>During circle we will have the children each select a tag of a friend, then call out different positional scenarios. “Put your friend on your head” Put your friend behind you” “Put your friend beside you” etc.</p>	<p>At home use and model positional words. Play “I Spy “by giving clues associated with the location of an object.</p> <div style="display: flex; justify-content: space-around; text-align: center;"> <div data-bbox="1352 670 1528 915"> <p>Behind</p>  </div> <div data-bbox="1562 670 1738 915"> <p>Under</p>  </div> <div data-bbox="1793 670 1969 915"> <p>On</p>  </div> </div>
<p>VII. Social Studies C. INDIVIDUALS AND GROUPS</p> <ol style="list-style-type: none"> 1. Identifies self and others as part of a group 3. Begins to demonstrate awareness of group rules (e.g., family, classroom, school, and community 	<p>During morning circle Read the book “The Character Kids” talk about Scooter being kind and talk about ways we can be kind within our classroom community.</p> <p>During afternoon circle time read a book (about bullying and being unkind, such as Monty the Manatee) let the children identify if the characters are being kind or unkind.</p>	<p>Talk with your child about who they played with at school and ask them to describe the activities they did to help them recognize themselves as a part of a group.</p>