
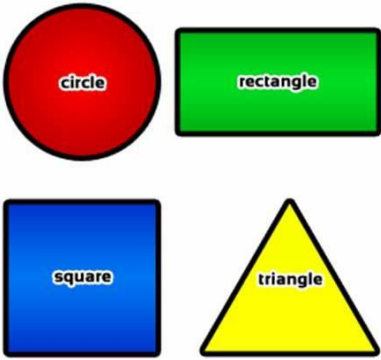



STANDARD	ACTIVITY	HOME EXTENSION
<p><b>Faith Formation- PK.KF.R.1</b> Begin to understand that God created the world because he loves us. Say the word God. Identify God as the one who made me and loves me.</p> <p><b>PK.KF.R.2</b> Begin to understand that God created me, others, and all I see.</p>	<p>At Circle we will talk about how on the second day of creation God created the water and sky. For art, we will have the children paint a small paper plate blue, then stretch out and glue cotton balls to create clouds and blue and white yarn to create waves for Creation Day 2, the water and sky.</p>	<p>Take the children outside and lay down with them to watch the clouds and discuss with your child how God created the water and sky during the second day of creation.</p> 
<p><b>V. Mathematical Thinking</b>  <b>D. GEOMETRY</b>                      1. Recognizes and names typical shapes (circle, square, triangle)</p> 	<p>Shape hunt- during circle we will have magnifying glasses made from cardstock cut into different shapes (circle, rectangle, square, triangle) and laminated. Let the children select a magnifying glass and walk around the room and use their magnifying glass to identify items that are shaped like the shaped magnifying glass they chose.</p>	<p>Use some paper, card stock or thin cardboard to cut out basic shapes such as circles, squares, rectangles and triangles and let the children see what the can create out of the different shapes such as buildings, cars and animals.</p>
<p><b>VII. Social Studies B. INDIVIDUAL DEVELOPMENT AND IDENTITY</b> 2. Recognizes the ways self is similar to and different from peers and others <b>C. INDIVIDUALS AND GROUPS</b> 1. Identifies self and others as part of a group</p>	<p>This Friday we will be doing a Show and Tell session.</p> 	<p>Have the children bring in their favorite item or an item that represents them or their family on Friday so we can let them talk about it during Show and Tell.</p>