




STANDARD	ACTIVITY	HOME EXTENSION
<p>Faith Formation- PK.KF.R.1 Begin to understand that God created the world because he loves us. Say the word God. Identify God as the one who made me and loves me. PK.KF.R.2 Begin to understand that God created me, others, and all I see.</p> 	<p>At Circle we will discuss with the children how on the first day of creation God created the light and the dark.</p> <p>For art, we will cut up or rip small squares of yellow and black pieces of paper, have the children glue yellow on one side of a small paper plate and the black on the other, to represent light and dark.</p>	<p>At home, take your child outside with paper, crayons and their favorite toys (dinosaurs and animals work well). Place their animals/dinosaurs on a hard surface, and let them trace the shadows to see the light and dark and remind them that God created the world and everything in it.</p>
<p>III. Social and Emotional Development A. EMOTIONAL FUNCTIONING 1. Expresses, identifies and responds to a range of emotions Benchmark a. Identifies complex emotions in a book, picture or on a person’s face (e.g., frustrated, confused) 2. Demonstrates appropriate affect (emotional response) between behavior and facial expression Benchmark a. Verbalizes own feelings and those of others</p>	<p>Feelings Charades-We will have the children TAKE TURNS coming to the front of circle and give them a scenario to act out and show on their faces how they would look if they were mad, happy, sad, disappointed, we will use common scenarios that would happen in the classroom such as</p> <p>“How would you feel and what would your face show if you wanted to be called at circle”</p>	<p>This week while reading to your child, talk about the characters in the story maybe feeling.</p> 
<p>VII. Social Studies B. INDIVIDUAL DEVELOPMENT AND IDENTITY 2. Recognizes the ways self is similar to and different from peers and others C. INDIVIDUALS AND GROUPS 1. Identifies self and others as part of a group</p>	<p>This Friday we will be doing a Show and Tell session.</p> 	<p>Have the children bring in their favorite item or an item that represents them or their family and have them talk about it during Show and Tell.</p>