
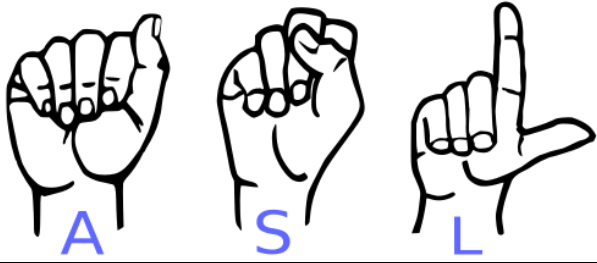



| STANDARD | ACTIVITY | HOME EXTENSION |
|-------------------------------------------------------------------------------------------------------------------------------------------------------------------------------------------------------------------------------------------------------------------------------------------------------------------------------------------------|----------------------------------------------------------------------------------------------------------------------------------------------------------------------------------------------------------------------------------------------------------------------------------------------------------------------------------------------------------------|---------------------------------------------------------------------------------------------------------------------------------------------------------------------------------------------------------------------------------------------------------------------|
| <p>VIII. Creative Expression through the Arts A. SENSORY ART EXPERIENCE 1. Uses imagination and creativity to express self with intention using a variety of open-ended, process-oriented and diverse art materials</p>  | <p>We will be making Bat Shakers by painting toilet paper rolls black and the children will pick out several items to add inside and will help them push in 2 sides of the top and bottom to create ears and feet, to hold in the items and then they will be given purple and black paper to cut and glue on for wings</p> | <p>Save up your toilet paper and paper towel rolls this week and create shakers with your child with things found from around the house.... What other animals can be created?</p> |
| <p>VI. Scientific Inquiry A. SCIENTIFIC INQUIRY THROUGH EXPLORATION AND DISCOVERY 1. Uses senses to explore and understand their social and physical environment Benchmark a. Begins to identify each of the five senses and how they relate to the sense organs Benchmark b. Uses senses to observe and experience objects and environment</p> | <p>We will be talking about the disabilities that some people can have with their hearing. We will talk about different devices that can be used to help them hear and for those that devices won't work we use sign language. We will teach them a few simple phrases using sign language, such as hello, how are you, thank you, etc</p> | <p>Attached is the ASL alphabet. Use the ASL alphabet to teach your child how to sign their name!</p>  |
| <p>VI. Scientific Inquiry A. SCIENTIFIC INQUIRY THROUGH EXPLORATION AND DISCOVERY 1. Uses senses to explore and understand their social and physical environment Benchmark a. Begins to identify each of the five senses and how they relate to the sense organs Benchmark b. Uses senses to observe and experience objects and environment</p> | <p>We are making BUTTER! We will use mason jars with lids, add whipping cream to the jars, filling about halfway and a little salt. The children will take turns shaking the jars (for about 10 min) have them LISTEN to the sloshing of the liquid, when it starts thumping, they will know it is done. We will then serve with corn on the cob at lunch.</p> | <p>Create your own butter with your child and family, it is a fun easy project that can create a great family memory. Use it to serve your favorite treat or with dinner.</p>  |