




Standards	Activity	Home Extension
<p>VI. Scientific Inquiry A. SCIENTIFIC INQUIRY THROUGH EXPLORATION AND DISCOVERY 3. Uses understanding of causal relationships to act on social and physical environments Benchmark a. Makes simple predictions and reflects on what caused something to happen Benchmark b. Participates in and discusses simple experiments</p>	<p>Rain Bag- At circle we discuss how rain is created. On a Ziploc bag draw a sun and a cloud, add blue water to the bag and tape to a sunny window. The children can see how the heat causes the water to rise, then fall.</p> 	<p>Create your own rain bag experiment at home with your child and discuss the results with your child.</p>
<p>VI. Scientific Inquiry A. SCIENTIFIC INQUIRY THROUGH EXPLORATION AND 3. Uses understanding of causal relationships to act on social and physical environments Benchmark c. Represents ideas and observations through drawings or using other forms of representation (e.g., manipulatives or different objects)</p>	<p>Wind and Rain Process art- One on one with each child, draw half a rain drop on a folded piece of paper, let the child cut it out, let them open it. Mix blue paint with water to make it thin consistency. Let the child use a dropper to “rain” over the paper and create puddles and then give them a straw to blow on the puddles of paint.</p>	<p>The next time we have a big rain (living in Florida they happen almost weekly) go outside and play in the puddles with your child. If there happens to be wind, see if you can see the ripples in the water caused by the wind and point them out to your child.</p> 
<p>IV. Language and Understanding F. EMERGENT READING 3. Shows alphabetic and print knowledge Benchmark b. Recognizes some letters when named (e.g., when shown a group of letters, can accurately identify, verbally or nonverbally, the letter that is named) Benchmark c. Names some letters (e.g., when shown an uppercase or lowercase letter, can accurately say its name)</p>	<p>Cloud Writing- During Center time the children will take turns drawing their alphabet and names in a tray of shaving cream.</p> 	<p>This week pull out a cookie tray, add some shaving cream and write out the names of your family members with your child.</p>